

Schuyler's Company NY Provincials 1759 MOCCASIN PATTERN

① PRE PUNCH HOLES $\frac{1}{8}$ TO $\frac{3}{16}$ INCH ACROSS TOP

FIND THIS MEASUREMENT BY TAKING A STRING FROM TIP OF TOE BACK TO BASE OF TOE AND CUTTING IT. NOW LAY THAT STRING AT TIP OF TOE POINTING THE OTHER END AWAY FROM FOOT. THERE'S THE OUTSIDE EDGE FOR THE TOP.

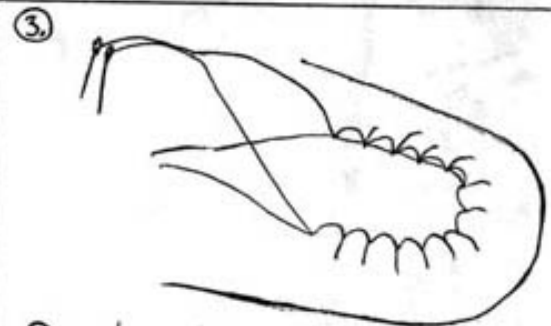
GUIDE LINE AT BASE OF TOE

NATURAL STRETCH OF HIDE SHOULD RUN WITH FOOT

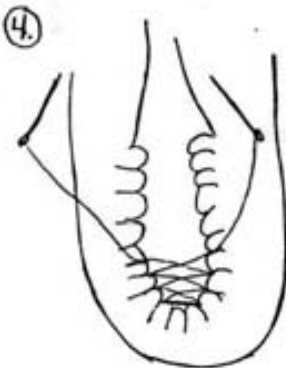
THIS MEASUREMENT IS FOUND BY WRAPPING A STRING AROUND FOOT HALF WAY BETWEEN BASE OF TOES AND ANKLE. DOUBLE STRING, LAY ON MIDDLE LINE AND YOU HAVE YOUR OUTSIDE EDGE OF YOUR PATTERN.

FOR HIDE THAT LOOKS LIKE BRAIN TAN WITHOUT THE BRAIN TAN PRICE. EIDNES FURS - LARS EIDNES PHONE 208-245-4753 ASK FOR ELK SPLITS/GARMENT WEIGHT

ALLOW $\frac{3}{4}$ " AT HEEL
ADJUST FOR LENGTH

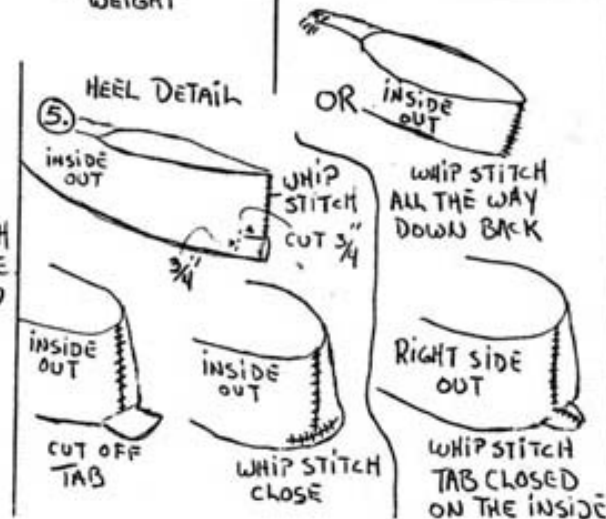


PULL YOUR RUNNING STITCH TIGHT PUCKERING UP THE FRONT OF YOUR MOCCASIN



START AT TOE. USING ANOTHER THREAD, CRISS CROSS IT BACK THROUGH THE HOLES MADE TO GATHER THE TOE. SKIP FIRST THREE PUCKERS. DRAW THE TWO SIDES TOGETHER.

WITH PUCKERS STITCHED TOGETHER, CONTINUE WITH SAME CRISS CROSS STITCH SN UP ON UNPUCKERED LEATHER. END STITCH 1" TO 1 1/2" IN FRONT OF BASE OF ANKLE.



⑥ CUT TWO CUFFS FROM SCRAP LEATHER. MEASURE FOOT OPENING FOR LENGTH, ALLOW A LITTLE EXTRA. WIDTH OF CUFF SHOULD BE 2 TO 2 1/2". A BASEBALL STITCH WORKS WELL

